



District Report Card: 2017


State: Odisha	District: Angul
Class: 3	Subject: Language
Schools: 61	Students: 978


Participation/Coverage


Students

<div>GENDER</div> <div></div>	Boys		Girls	
	Number	%	Number	%
	467	47.75	511	52.25

<div>AREA</div> <div></div>	Rural		Urban	
	Number	%	Number	%
	909	92.94	69	7.06

<div>CATEGORY</div> <div></div>	SC		ST		OBC		GEN	
	Number	%	Number	%	Number	%	Number	%
	280	28.63	322	32.92	346	35.38	30	3.07

<div>CWSN</div> <div></div>	LD	VI	HI	S&LD	ID	Oth
	1	7	1	6	2	8

<div>Management</div> <div></div>	Government		Government-aided	
	Number	%	Number	%
	949	97.03	29	2.97

Average Performance of Students in Language (%)

Overall	Gender		Area		Management		Social Group			
	Male	Female	Rural	Urban	Govt.	Aided	SC	ST	OBC	GEN
65.26	65.44	65.09	64.92	69.66	65.99	41.15	63.93	60.64	69.27	80.89

Performance on Learning Outcomes (LOs)

Learning Outcomes	Description	Average Performance(%)
L304	Reads small texts with comprehension i.e., identifies main ideas, details, sequence and draws conclusions	65.03
L312	Reads printed scripts on the classroom walls: poems, posters, charts etc.	65.71

Range of Performance of Students who Answered Correctly							
Below 30%		30% - 50%		50% - 75%		Above 75%	
Number	%	Number	%	Number	%	Number	%
127	12.99	88	9.00	305	31.19	458	46.83

Lowest Performing Learning Outcomes (LOs)

- 1 - Reads small texts with comprehension i.e., identifies main ideas, details, sequence and draws conclusions (65.03)
- 2 - Reads printed scripts on the classroom walls: poems, posters, charts etc. (65.71)